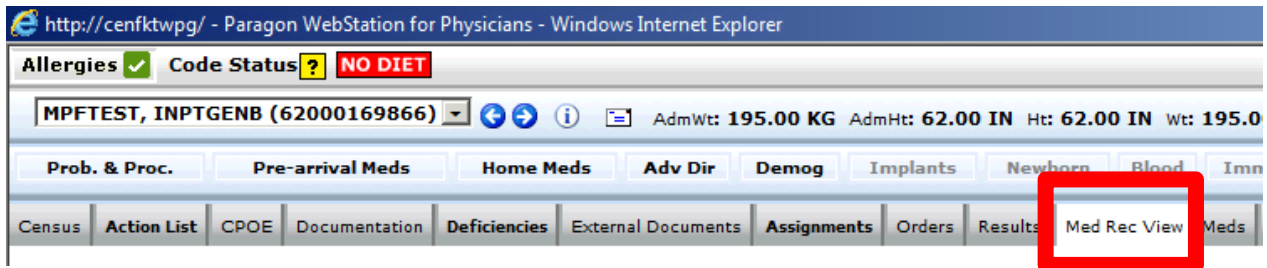
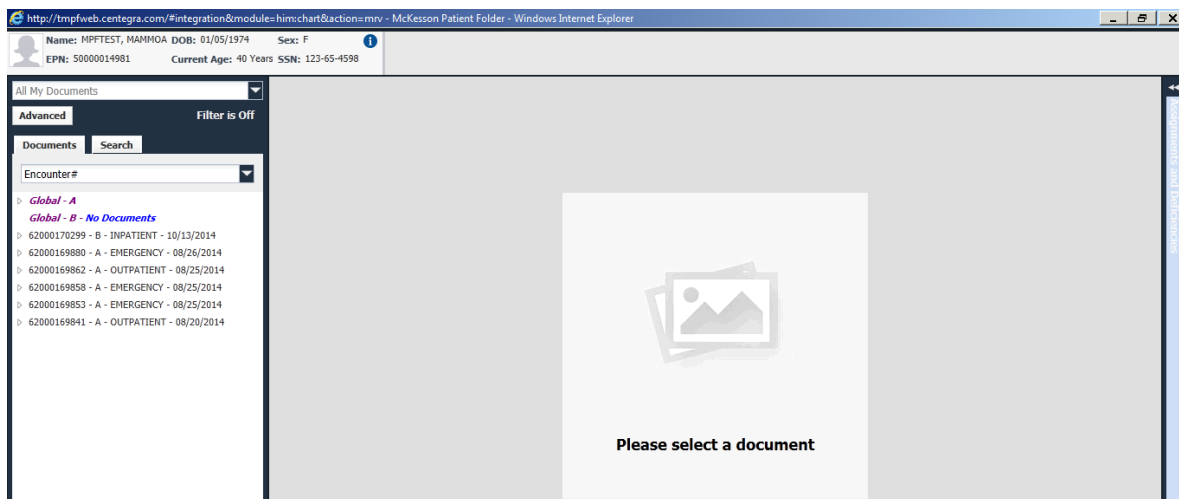
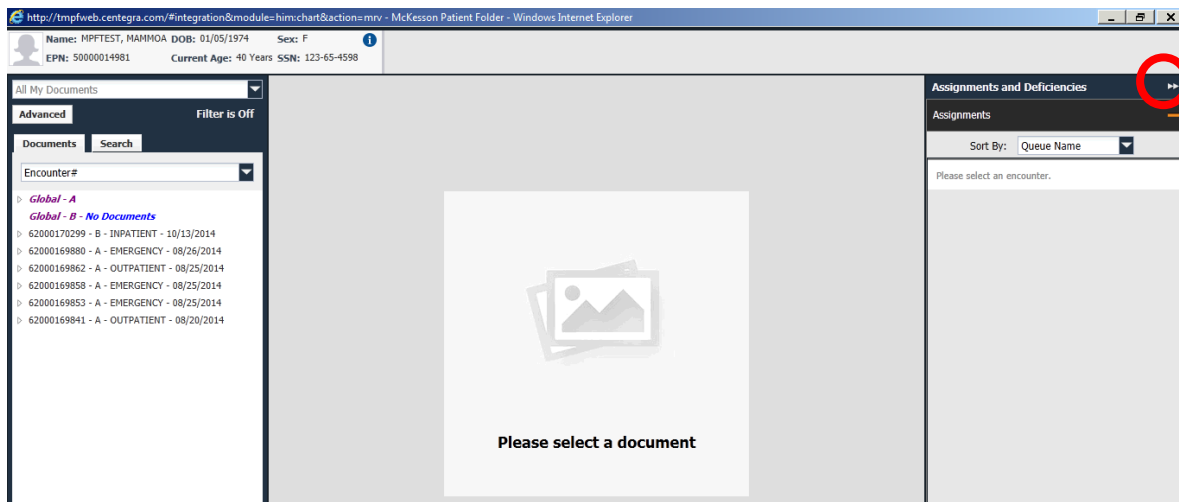


MEDICAL RECORD VIEWER

Click on the Med Rec View tab to launch McKesson Patient Folder (MPF).



A new window will appear. Click the arrow to the right of the Assignments and Deficiencies to collapse the side panel. This will allow for a larger space for the document to load.



To view medical records, click on the encounter/visit.

The image shows a screenshot of a web application interface for viewing medical records. The browser address bar displays the URL: <http://tmpfweb.centegra.com/#integration&module=him:chart&action=mrv>. The patient information at the top includes: Name: MPFTTEST, INPTGENB; DOB: 07/17/1977; Sex: M; EPN: 50000014973; Current Age: 37 Years; SSN: 000-00-0000.

The interface features a sidebar on the left with a search filter set to "Advanced" and "Filter is Off". Below this, there are tabs for "Documents" and "Search", and a dropdown menu for "Encounter#". The list of encounters is as follows:

- Global - B
- 62000169866 - B - INPATIENT - 08/25/2014
- 62000169570 - B - INPATIENT - 08/04/2014

A red rectangular box highlights a larger, detailed view of the patient information and document list on the right side of the screen. A blue arrow points from the smaller view in the sidebar to this larger view.

A list of documents will populate. Different groups of documents can be filtered by selecting the appropriate view.

The image shows a medical document viewer interface. At the top, a patient's information is displayed: Name: MPFTEST, INPTGENB, DOB: 07/17/1977, EPN: 50000014973, and Current Age: 37 Years. Below this, a dropdown menu is highlighted with a red box, showing "All My Documents". The main content area is titled "Advanced" and "Filter is Off". It features a "Documents" tab and a "Search" field. The search field contains "Encounter#". Below the search field, a list of documents is shown, including "Global - B", "62000169866 - B - INPATIENT - 08/25/2014", and "Facesheets". The selected document is "CENTEGRA FACESHEET V7.DOCX". A blue arrow points from the "All My Documents" dropdown to a smaller dropdown menu on the right. This smaller menu shows a list of document categories: "All My Documents", "All My Documents", "Diagnostic", "ED Records", "Medical Record", "Physician Documents", "Global - B", and "62000169864 - B - EMERGENCY - 08/25/2014". A blue arrow points to the "All My Documents" option in this menu.

Name: MPFTEST, INPTGENB DOB: 07/17/1977
EPN: 50000014973 Current Age: 37 Years

All My Documents

Advanced Filter is Off

Documents Search

Encounter#

Global - B

62000169866 - B - INPATIENT - 08/25/2014

Facesheets

CENTEGRA FACESHEET V7.DOCX

- CODING SUMMARY SHEET_C
- ED RECORD_NIMC
- EMERGENCY MD NOTE P
- H&P_NIMC_C
- CONSULTATION_NIMC_C
- PHYS PROGRESS NOTES_NIMC_C
- PHYSICIAN PROGRESS NOTE P
- CVIS CATH NIMC_C
- EKG
- LABORATORY
- PHYSICIAN ORDER_NIMC
- MEDICAL IMAGING FINAL_C
- PATIENT INSTRUCTIONS
- PATIENT QUESTIONNAIRE
- FLWSHEETS
- PATIENT ASSESSMENT
- VITAL SIGNS
- Nursing
- ADMIT PT INFO FR DR OFC/OTHR
- IMPORTANT MESSAGE FR MEDICARE
- TRANSFER FORMS

All My Documents

All My Documents

Diagnostic

ED Records


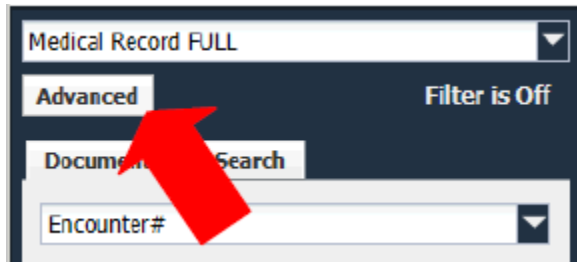
Medical Record

Physician Documents

Global - B

62000169864 - B - EMERGENCY - 08/25/2014

Users can switch the order in which the documents are displayed. Click on the Advanced button to switch between Alphabetical Order and Chart Order.



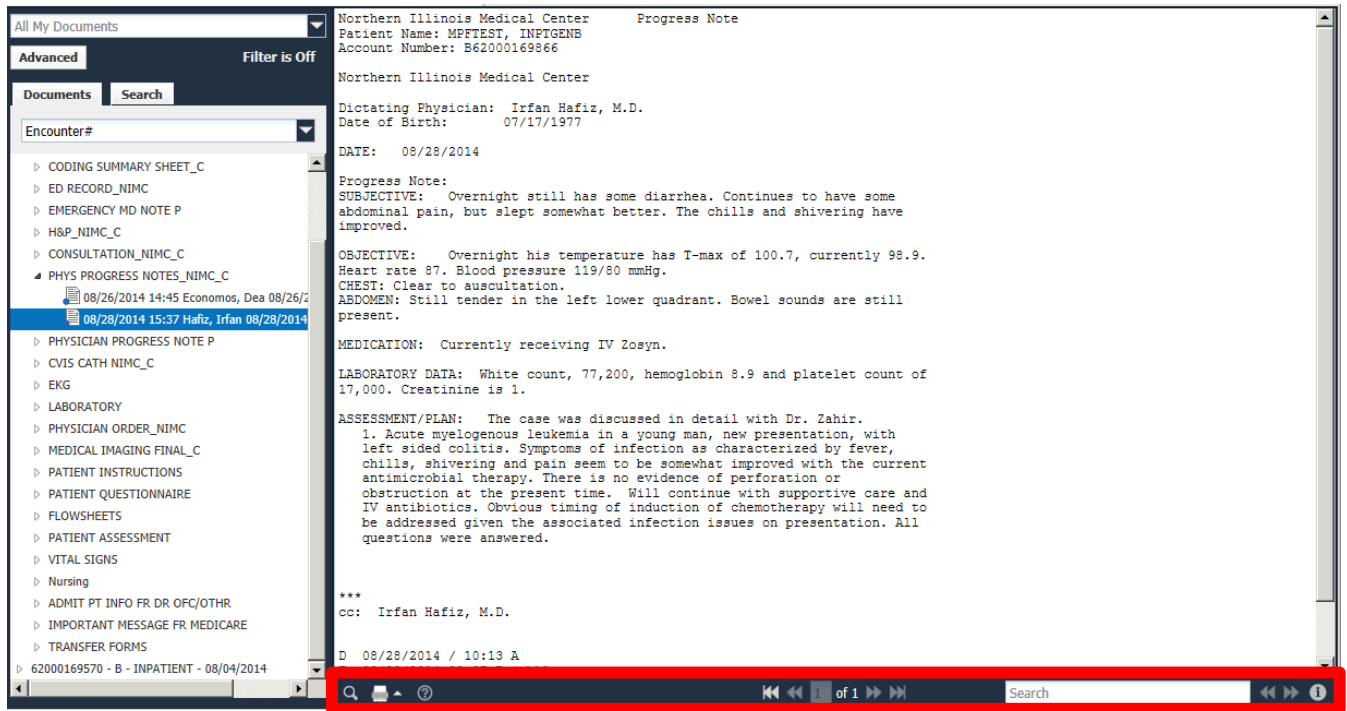
Advanced Document Filter

Chart Order: Done


Document List(36)

Searchable	Document Type ▲	Facility	Encounter	MRN	Document Date	Admit Date	Discharge Date	Subtitle	Page Count
<input checked="" type="radio"/>	Facesheets	B	620001...	500000...		08/25/2014	09/02/2014	CENTE...	1
<input checked="" type="radio"/>	CODING SUMMARY SHEET_C	B	620001...	500000...		08/25/2014	09/02/2014		1
<input type="radio"/>	POWER OF ATTORNEY	B	global	500000...	08/25/2014				6
<input type="radio"/>	EMERGENCY MD NOTE P	B	620001...	500000...	08/25/2014	08/25/2014	09/02/2014	Chest...	9
<input type="radio"/>	ED RECORD_NIMC	B	620001...	500000...		08/25/2014	09/02/2014		1
<input checked="" type="radio"/>	H&P_NIMC_C	B	620001...	500000...	08/28/2014	08/25/2014	09/02/2014	08/28/...	2
<input checked="" type="radio"/>	H&P_NIMC_C	B	620001...	500000...	08/26/2014	08/25/2014	09/02/2014	08/26/...	2
<input checked="" type="radio"/>	CONSULTATION_NIMC_C	B	620001...	500000...	08/26/2014	08/25/2014	09/02/2014	08/26/...	2
<input checked="" type="radio"/>	CONSULTATION_NIMC_C	B	620001...	500000...	08/28/2014	08/25/2014	09/02/2014	08/28/...	1
<input checked="" type="radio"/>	PHYS PROGRESS NOTES_NIMC...	B	620001...	500000...	08/28/2014	08/25/2014	09/02/2014	08/28/...	1
<input checked="" type="radio"/>	PHYS PROGRESS NOTES_NIMC...	B	620001...	500000...	08/26/2014	08/25/2014	09/02/2014	08/26/...	1
<input type="radio"/>	PHYSICIAN PROGRESS NOTE P	B	620001...	500000...	08/26/2014	08/25/2014	09/02/2014	Progre...	3
<input checked="" type="radio"/>	CVIS CATH NIMC_C	B	620001...	500000...		08/25/2014	09/02/2014	Cath L...	3
<input type="radio"/>	EKG	B	620001...	500000...		08/25/2014	09/02/2014		30
<input type="radio"/>	LABORATORY	B	620001...	500000...		08/25/2014	09/02/2014		1
<input type="radio"/>	PHYSICIAN ORDER_NIMC	B	620001...	500000...		08/25/2014	09/02/2014		1

While inside a document tools to toggle the size of the document, toggling between pages, and printing can be found at the bottom of the window.



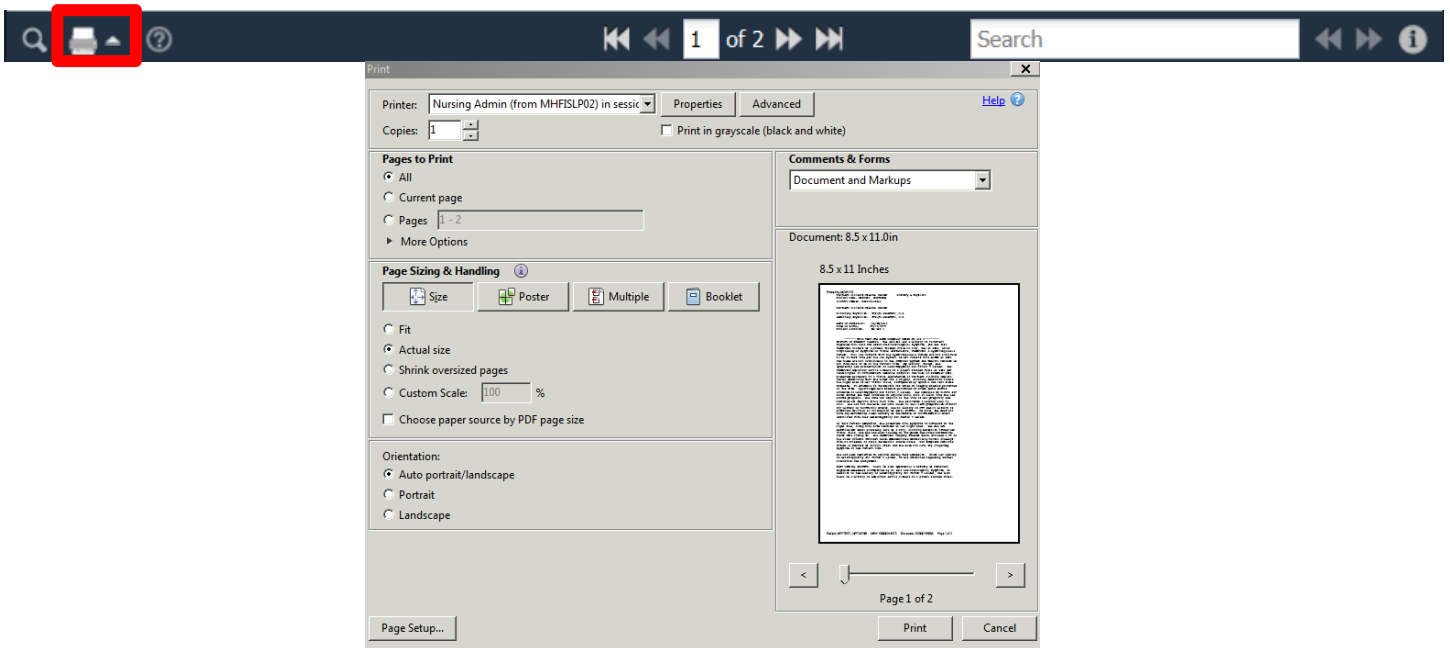
Click on the magnifying glass to bring up the zoom options for the document.



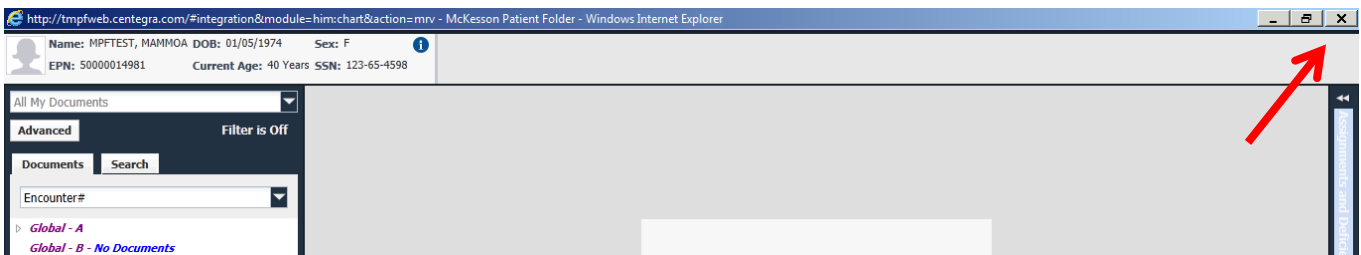
Click on the arrows to toggle between pages in a document or to toggle between documents in the chart.



Click on the Printer icon to initiate printing. The print details window will pop up and from here the WHOLE document can be printed (No more bookmarking).



To close the MPF window simply hit the "x" in the top right corner of the page.



DEFICIENCIES

Click on the deficiencies tab to open up the deficiencies. Deficiencies will be found under “My Tasks”. The process button is found in the bottom right corner of the page.

The screenshot shows a software interface with a top navigation bar containing tabs: Census, Action List, CPOE, Documentation, Deficiencies, External Documents, Assignments, and Orders. The 'Deficiencies' tab is highlighted with a red box. Below the navigation bar, there are three main sections: 'High Priority Deficiencies', 'My Tasks', and 'Group Tasks'. The 'My Tasks' section is expanded, showing 'DEFICIENCIES (1)' with a sub-item 'Signature (1)' highlighted. The main area displays a table with one row of deficiency data:

Deficiency Type	Status	Doc Type	Patient Name	MRN	Encounter N	Facility Nam	Discharge D	Reason
Signature	Delinquent	H&P_NIMC_C	MPFTEST, INP...	500000...	620001...	CENTE...		SIGNATURE

At the bottom right of the page, there are two buttons: 'Deny' and 'Process'. The 'Process' button is highlighted with a red circle.

A new window will open with the deficiency. From that window you can edit and sign the deficiency. The Complete button can be found in the bottom right corner of the window.

The screenshot displays a medical record interface for a patient named MPFTEST, INPTGENB. The interface includes a header with patient information, a tasklist on the left, and a main document viewer. A deficiency window is open at the bottom, showing the assigned physician (ACKERMAN, EVELYN), the deficiency type (H&P_NBMC_C), and the reason (SIGNATURE). The 'COMPLETE' button is highlighted with a red box and a red arrow.

Name: MPFTEST, INPTGENB **DOB:** 07/17/1977 **Sex:** M **Admit Date:** 08/25/2014 **Age at Encounter:** 37 Years **Facility:** B
EPN: 50000014973 **Current Age:** 37 Years **SSN:** 000-00-0000 **Discharge Date:** **Encounter:** 62000169866 **MRN:** 50000014973

Tasklist Left in queue: 1 **Prev** **Skip**

All My Documents

Advanced Filter is Off

Documents Search

Encounter#

Global - B

62000169866 - B - INPATIENT - 08/25/2014

Northern Illinois Medical Center History & Physical
Patient Name: MPFTEST, INPTGENB
Account Number: B42000169866

Northern Illinois Medical Center

Dictating Physician: Evelyn Ackerman, M.D.
Admitting Physician: Evelyn Ackerman, M.D.

DATE OF ADMISSION: 08/25/2014
Date of Birth: 07/17/1977
Patient Location: 53 539 1

***** THIS TEXT HAS BEEN MANUALLY ADDED BY LIZ K *****

HISTORY OF PRESENT ILLNESS: The patient has a history of recurrent migraine with aura and associated neurological symptoms, and who also underwent closure of a patent foramen ovale in 2006, who in 2006, after complaining of symptoms of visual disturbance, underwent a hypercoagulable workup. Full lab results from the hypercoagulable workup are not available to me at this time per the lab system, as her results were drawn in 2006 and these are not retrievable in the computer system and medical records is not available to us at the current time. By history, though, she apparently had documentation of heterozygosity for Factor V Leiden. She underwent Amplatzer device closure of a patent foramen ovale in 2006 per cardiologist at Northwestern Memorial Hospital and then in December 2006, presented secondary to a visual disturbance to Northern Illinois Medical Center describing what she notes was a weighty, floating sensation toward the right side of her visual field, accompanied by aphasia and left sided numbness. No evidence of thrombosis was noted on imaging studies performed at the time. Hypercoagulable studies performed as noted above showed evidence of heterozygosity for Factor V Leiden. She remained on Plavix for three months and then remained on aspirin until 2010 at which time she had become pregnant. She came off aspirin at the time of her pregnancy and remained off aspirin since that time. She delivered a healthy baby in 2011. She has two children who were taken to full term pregnancies without any history of thrombotic events, and no history of DVT and no history of premature delivery or retardation of fetal growth. As said, she does not have any documented clear history of thrombosis or thromboembolic event associated with this heterozygosity for Factor V Leiden.

On this current admission, she presented with symptoms of numbness on the right side, along with some weakness in her right hand. She did not describe her usual preceding aura of a wavy, floating sensation toward her visual field, and she had been talking on the phone and noted nonsensical words were coming on. She underwent imaging studies which included a CT of

Assigned To: ACKERMAN, EVELYN (Admitting;Attending) on 08/25/2014 06:49 pm
Doc Type: H&P_NBMC_C - 08/26/2014 14:28 Ackerman, Eve - 08/26/2014 04:28 pm
Deficiency On: Pages 1 - 2 of 2
Reason: SIGNATURE

DECLINE **COMPLETE**